

EANCOM[®] 2002 S3

PROINQ

Product inquiry message

Edition 2016

1. Introduction.....	2
2. Message Structure Chart	3
3. Branching Diagram.....	4
4. Segments Description	7
5. Segments Layout.....	9
6. Example(s)	40

1. Introduction

Status

MESSAGE TYPE : PROINQ
REFERENCE DIRECTORY : D.01B
EANCOM® SUBSET VERSION : 004

Definition

A message enabling the sender to inquire on a product or group of products from a master product catalogue according to criteria defined in the message.

Principles

The message usually relates to a manufacturer and/or supplier of goods and a buyer, or their respective agents.

The buyer may specify in the message the attributes of a product or group of products for which it is interested in receiving additional information. This will allow a manufacturer and/or supplier to send the buyer only information for those products the buyer is specifically interested in rather than the entire product catalogue.

The Product Inquiry message may request information in order to:

- select a specific group or family of products from a suppliers entire product catalogue, e.g. a buyer requesting from a supplier of medical equipment all product information related to sterilised products.
- select a product or group of products according to attributes or product characteristics as defined by the sender in the message, e.g. a retailer requesting a clothing manufacturer to send product information for all blue, white or striped men's shirts, sizes medium to extra-large.
- determine the availability, lead-time and/or general commercial/sales conditions for a specific product.

The response to a Product Inquiry message will be either a Price/Sales Catalogue (PRICAT) or Product Data (PRODAT) message, or both.

2. Message Structure Chart

Product Inquiry Heading Section

UNH	1	M	1	- Message header
BGM	2	M	1	- Beginning of message
DTM	3	M	9	- Date/time/period
CUX	4	C	1	- Currencies
SG1		M	99	- NAD-SG2
NAD	5	M	1	- Name and address
SG2		C	9	- CTA-COM
CTA	6	M	1	- Contact information
COM	7	C	9	- Communication contact
SG3		C	9	- RFF-DTM
RFF	8	M	1	- Reference
DTM	9	C	9	- Date/time/period

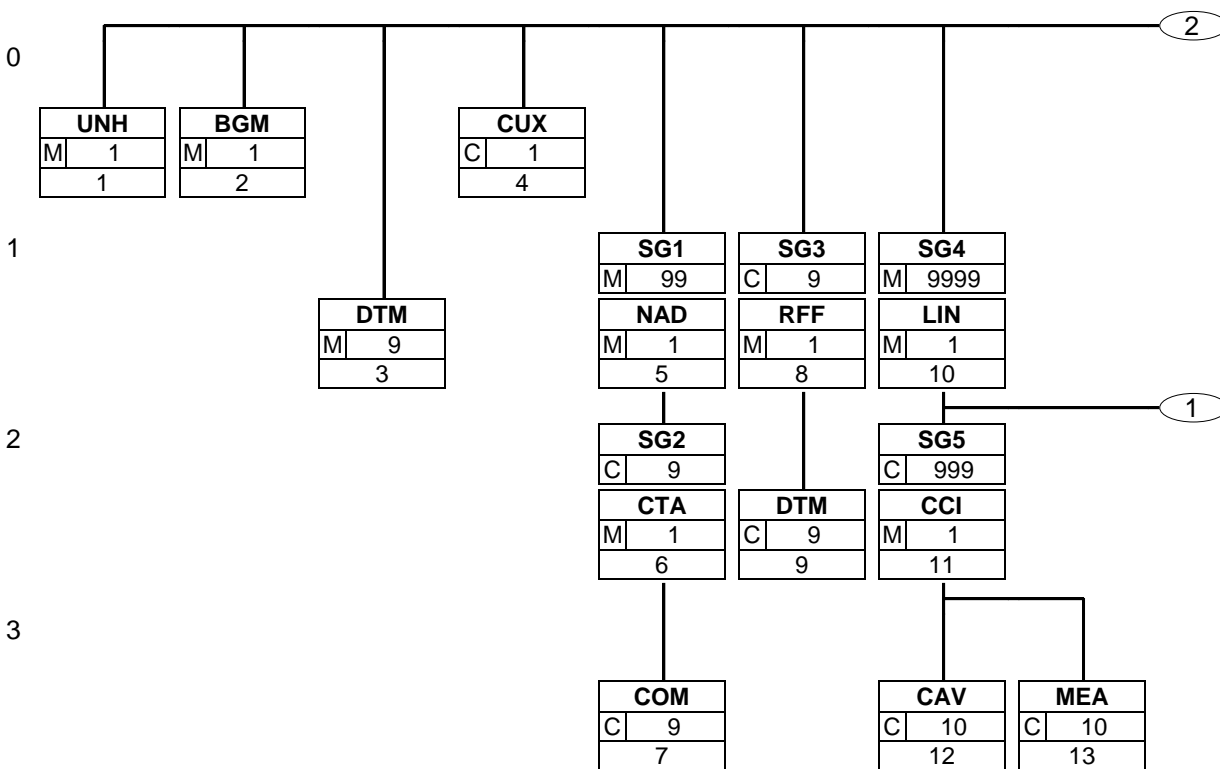
Product Inquiry Detail Section

SG4		M	9999	- LIN-SG5-SG6	
LIN	10	M	1	- Line item	
SG5	+	C	999	- CCI-CAV-MEA	
CCI	+	11	M	1	- Characteristic/class id
CAV	+	12	C	10	- Characteristic value
MEA	+	13	C	10	- Measurements
SG6		C	9999	- IRQ-PIA-MEA-NAD-PGI-DTM-SG7	
IRQ	14	M	1	- Information required	
PIA	15	C	10	- Additional product id	
MEA	16	C	10	- Measurements	
NAD	17	C	10	- Name and address	
PGI	18	C	9	- Product group information	
DTM	19	C	5	- Date/time/period	
SG7		C	10	- PRI-RNG	
PRI	20	M	1	- Price details	
RNG	21	C	1	- Range details	

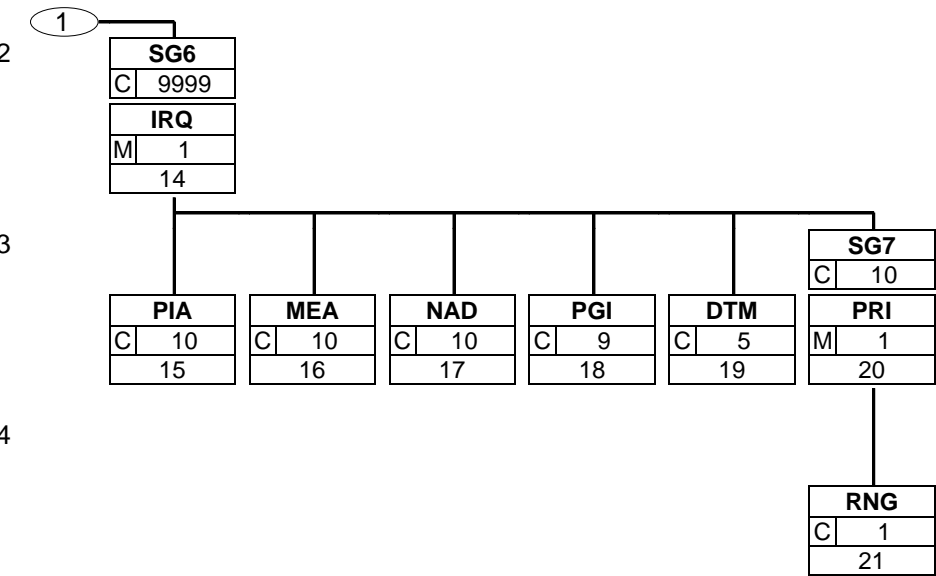
Product Inquiry Summary Section

UNT	22	M	1	- Message trailer
-----	----	---	---	-------------------

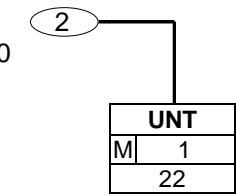
3. Branching Diagram



3. Branching Diagram



3. Branching Diagram



4. Segments Description

Product Inquiry Heading Section

UNH - M 1	- Message header This segment is used to head, identify and specify a message.
BGM - M 1	- Beginning of message This segment is used to indicate the type and function of the message and to transmit the identifying number.
DTM - M 9	- Date/time/period This segment is used to specify the date of the product inquiry or any dates related to the contents of the message.
CUX - C 1	- Currencies This segment is used to identify the currency which is required in a responding price/sales catalogue message.
SG1 - M 99	- NAD-SG2 A group of segments identifying the parties with associated information relevant to the whole Product inquiry message.
NAD - M 1	- Name and address This segment is used to identify the trading partners involved in the product inquiry message. Identification of the supplier and buyer, or the central catalogue or data base, is mandatory in the product inquiry message.
SG2 - C 9	- CTA-COM A group of segments giving contact details of the specific person or department within the party identified in NAD segment.
CTA - M 1	- Contact information This segment is used to identify contact departments or names within the party specified in the NAD segment.
COM - C 9	- Communication contact This segment identifies the communications number and type of communications, for the person or department identified in the preceding CTA segment.
SG3 - C 9	- RFF-DTM A group of segments for giving references and where necessary, their dates, relating to the whole message e.g. contract number.
RFF - M 1	- Reference This segment is used to provide reference numbers which will apply to the whole message.
DTM - C 9	- Date/time/period This segment is used to specify dates relating to the references given in the previous RFF segment.

Product Inquiry Detail Section

SG4 - M 9999	- LIN-SG5-SG6 A group of segments identifying the product or attributes of the product for which information is required.
LIN - M 1	- Line item This segment is used to specify the inquiry request line and if available, the identification of the product or service for which the inquiry is being made.
SG5 - C 999	- CCI-CAV-MEA A group of segments providing common product characteristic and common characteristic details.

4. Segments Description

CCI - M 1	- Characteristic/class id This segment is used to specify any characteristics which apply to all the products in the inquiry request.
CAV - C 10	- Characteristic value This segment is used to further specify product characteristics which apply to all the products in the line request.
MEA - C 10	- Measurements This segment is used to specify any measurements related to the currently identified product characteristic class.
SG6 - C 9999	- IRQ-PIA-MEA-NAD-PGI-DTM-SG7 A group of segments specifying the type of requested information and optionally product identification(s), measurements, parties related to the product, dates and price ranges.
IRQ - M 1	- Information required This segment is used to specify the type of information which is requested in return for all the products detailed in the LIN - segment or SG5.
PIA - C 10	- Additional product id This segment is used to request additional product identifications which may exist for the product being inquired upon.
MEA - C 10	- Measurements This segment is used to request measurement information relevant for the current line item.
NAD - C 10	- Name and address This segment is used to request or provide information regarding any parties related to the current line item only, e.g., manufacturer, distributor.
PGI - C 9	- Product group information This segment is used to request product or price group information for the current line item.
DTM - C 5	- Date/time/period This segment is used to request information on any dates relevant to the current line item.
SG7 - C 10	- PRI-RNG A group of segments providing pricing information and price ranges for the product identified in the detail section.
PRI - M 1	- Price details This segment is used to request pricing information for the current line item.
RNG - C 1	- Range details This segment is used to specify price ranges for the current line item. The type of price for which the range is required is specified in the previous PRI segment. The message sender would use this segment to request only information for products which fall within the specified range.

Product Inquiry Summary Section

UNT - M 1	- Message trailer This segment is a mandatory UN/EDIFACT segment. It must always be the last segment in the message.
-----------	---

5. Segments Layout

This section describes each segment used in the EANCOM® Product inquiry message. The original EDIFACT segment layout is listed. The appropriate comments relevant to the EANCOM® subset are indicated.

Notes:

1. The segments are presented in the sequence in which they appear in the message. The segment or segment group tag is followed by the (M)andatory / (C)onditional indicator, the maximum number of occurrences and the segment description.

2. Reading from left to right, in column one, the data element tags and descriptions are shown, followed by in the second column the EDIFACT status (M or C), the field format, and the picture of the data elements. These first pieces of information constitute the original EDIFACT segment layout.

Following the EDIFACT information, EANCOM® specific information is provided in the third, fourth, and fifth columns. In the third column a status indicator for the use of (C)onditional EDIFACT data elements (see 2.1 through 2.3 below), in the fourth column the restricted indicator (see point 3 on the following page), and in the fifth column notes and code values used for specific data elements in the message.

2.1 (M)andatory data elements in EDIFACT segments retain their status in EANCOM®.

2.2 Additionally, there are five types of status for data elements with a (C)onditional EDIFACT status, whether for simple, component or composite data elements. These are listed below and can be identified when relevant by the following abbreviations:

- REQUIRED	R	Indicates that the entity is required and must be sent.
- ADVISED	A	Indicates that the entity is advised or recommended.
- DEPENDENT	D	Indicates that the entity must be sent in certain conditions, as defined by the relevant explanatory note.
- OPTIONAL	O	Indicates that the entity is optional and may be sent at the discretion of the user.
- NOT USED	N	Indicates that the entity is not used and should be omitted.

2.3 If a composite is flagged as **N, NOT USED**, all data elements within that composite will have blank status indicators assigned to them.

3. Status indicators detailed in the fourth column which directly relate to the code values detailed in the fifth **column** may have two values:

- RESTRICTED	*	A data element marked with an asterisk (*) in the fourth column indicates that the listed codes in column five are the only codes available for use with this data element, in this segment, in this message.
- OPEN		All data elements where coded representation of data is possible and a restricted set of code values is not indicated are open (no asterisk in fourth column). The available codes are listed in the EANCOM® Data Elements and Code Sets Directory. Code values may be given as examples or there may be a note on the format or type of code to be used.

4. Different colours are used for the code values in the segment details: restricted codes are in red and open codes in blue.

5. Segments Layout

Segment number: 1

UNH - M 1 - Message header				
Function: To head, identify and specify a message.				
	EDIFACT	GS1	*	Description
0062 Message reference number	M an..14	M		Senders unique message reference. Sequence number of the messages in the interchange. DE 0062 in the UNT will be identical. Sender generated.
S009 MESSAGE IDENTIFIER	M	M		
0065 Message type	M an..6	M	*	PROINQ = Product inquiry message
0052 Message version number	M an..3	M	*	D = Draft version/UN/EDIFACT Directory
0054 Message release number	M an..3	M	*	01B = Release 2001 - B
0051 Controlling agency	M an..2	M	*	UN = UN/CEFACT
0057 Association assigned code	C an..6	R	*	EAN004 = GS1 version control number (GS1 Permanent Code) Indicates that the message is the EANCOM version 004 of the UNSM Product Inquiry.
0068 Common access reference	C an..35	N		
S010 STATUS OF THE TRANSFER	C	N		
0070 Sequence of transfers	M n..2			
0073 First and last transfer	C a1			
Segment Notes: This segment is used to head, identify and specify a message. DE's 0065, 0052, and 0054: Indicates that the message is a UNSM Product Inquiry message based on the EDIFACT D.01B directory. Example: UNH+ME000001+PROINQ:D:01B:UN:EAN004'				

5. Segments Layout

Segment number: 2

BGM - M 1 - Beginning of message				
Function:				
To indicate the type and function of a message and to transmit the identifying number.				
		EDIFACT	GS1	* Description
C002	DOCUMENT/MESSAGE NAME	C	R	
1001	Document name code	C an..3	R	* <p>251 = Inquiry 376 = Standing inquiry on product information 76C = Standing inquiry on complete product information (GS1 Temporary Code)</p> <p>376 = Standing inquiry on product information - A standing product inquiry implies that the supplier will send both a one-time download and notification of all future changes to the requested trade item until the standing request is deleted. A standing product inquiry can only be modified by deleting the original request and initiating a new request.</p>
1131	Code list identification code	C an..17	N	
3055	Code list responsible agency code	C an..3	R	* <p>9 = GS1</p>
1000	Document name	C an..35	O	
C106	DOCUMENT/MESSAGE IDENTIFICATION	C	R	
1004	Document identifier	C an..35	R	<p>Product Inquiry number assigned by the document sender.</p> <p>For global unique identification of documents Global Document Type Identifier (GDTI) is available.</p>
1056	Version identifier	C an..9	N	
1060	Revision identifier	C an..6	N	
1225	Message function code	C an..3	R	* <p>1 = Cancellation 3 = Deletion 9 = Original</p> <p>The message function, coded is a critical data element in this segment. It applies to all data indicated in the message. The following definitions apply for the restricted codes:</p> <p>1= Cancellation - A cancellation of an entire previously sent product inquiry message. The number of the product inquiry being cancelled is specified in the RFF segment.</p> <p>3 = Deletion - A deletion of partial data previously sent in a product inquiry message. The reference to the previous product inquiry message is specified in the RFF segment.</p> <p>9 = Original - An original transmission of a product inquiry message.</p>
4343	Response type code	C an..3	N	

5. Segments Layout

Segment Notes:

This segment is used to indicate the type and function of the message and to transmit the identifying number.
All references other than the document number DE 1004 are to be put in the RFF segment.

Example:

5. Segments Layout

Segment number: 2

BGM+251::9+214+9'

5. Segments Layout

Segment number: 3

DTM - M 9 - Date/time/period				
Function: To specify date, and/or time, or period.				
	EDIFACT	GS1	*	Description
C507 DATE/TIME/PERIOD	M	M		
2005 Date or time or period function code qualifier	Man..3	M		2 = Delivery date/time, requested 7 = Effective date/time 137 = Document/message date/time
2380 Date or time or period value	C an..35	R		
2379 Date or time or period format code	C an..3	R		102 = CCYYMMDD 203 = CCYYMMDDHHMM 718 = CCYYMMDD-CCYYMMDD
Segment Notes: This segment is used to specify the date of the product inquiry or any dates related to the contents of the message. DE 2005: Identification of the 'Document/message date/time' (code value 137) is mandatory in an EANCOM message. Example: DTM+137:20020615:102'				

5. Segments Layout

Segment number: 4

CUX - C 1 - Currencies				
Function: To specify currencies used in the transaction and relevant details for the rate of exchange.				
	EDIFACT	GS1	*	Description
C504 CURRENCY DETAILS	C	R		
6347 Currency usage code qualifier	Man..3	M	*	2 = Reference currency
6345 Currency identification code	C an..3	R		ISO 4217 three alpha
6343 Currency type code qualifier	C an..3	R	*	8 = Price list currency
6348 Currency rate value	C n..4	N		
C504 CURRENCY DETAILS	C	N		
6347 Currency usage code qualifier	Man..3			
6345 Currency identification code	C an..3			
6343 Currency type code qualifier	C an..3			
6348 Currency rate value	C n..4			
5402 Currency exchange rate	C n..12	N		
6341 Exchange rate currency market identifier	C an..3	N		
Segment Notes: This segment is used to identify the currency which is required in a responding price/sales catalogue message. Example: CUX+2:EUR:8'				

5. Segments Layout

Segment number: 5

SG1	- M	99 - NAD-SG2			
NAD	- M	1 - Name and address			
Function:					
To specify the name/address and their related function, either by C082 only and/or unstructured by C058 or structured by C080 thru 3207.					
		EDIFACT	GS1	*	Description
3035	Party function code qualifier	M an..3	M		AB = Buyer's agent/representative BY = Buyer GX = Central catalogue party SR = Supplier's agent/representative SU = Supplier
C082	PARTY IDENTIFICATION DETAILS	C	A		
3039	Party identifier	M an..35	M		For identification of parties it is recommended to use GLN - Format n13.
1131	Code list identification code	C an..17	N		
3055	Code list responsible agency code	C an..3	R	*	9 = GS1
C058	NAME AND ADDRESS	C	O		This composite may only be used to fulfill the requirements of directive 2003/58/EC, article 4.
3124	Name and address description	M an..35	M		
3124	Name and address description	C an..35	O		
3124	Name and address description	C an..35	O		
3124	Name and address description	C an..35	O		
3124	Name and address description	C an..35	O		
C080	PARTY NAME	C	D		
3036	Party name	M an..35	M		Party Name in clear text.
3036	Party name	C an..35	O		
3036	Party name	C an..35	O		
3036	Party name	C an..35	O		
3036	Party name	C an..35	O		
3045	Party name format code	C an..3	O		
C059	STREET	C	D		
3042	Street and number or post office box identifier	M an..35	M		Building Name/Number and Street
3042	Street and number or post office box identifier	C an..35	O		Name and/or P.O. Box
3042	Street and number or post office box identifier	C an..35	O		
3042	Street and number or post office box identifier	C an..35	O		
3164	City name	C an..35	D		City/Town, clear text.
C819	COUNTRY SUB-ENTITY DETAILS	C	D		
3229	Country sub-entity name code	C an..9	O		

5. Segments Layout

Segment number: 5

		EDIFACT	GS1	*	Description
1131	Code list identification code	C an..17	O		
3055	Code list responsible agency code	C an..3	O		
3228	Country sub-entity name	C an..70	O		County/State, clear text.
3251	Postal identification code	C an..17	D		Postal Code
3207	Country name code	C an..3	D		ISO 3166 two alpha code

Segment Notes:

This segment is used to identify the trading partners involved in the product inquiry message. Identification of the supplier and buyer, or the central catalogue or data base, is mandatory in the product inquiry message.

Example:

NAD+SU+5411111123451::9'

NAD+BY+5412345123453::9'

Dependency Notes:

The following composites and data elements are only used when a coded name and address can not be used.

The affected composites and data elements are as follows:

C080 - C059 - 3164 - C819 - 3251 - 3207

5. Segments Layout

Segment number: 6

SG1	- M	99 - NAD-SG2
SG2	- C	9 - CTA-COM
CTA	- M	1 - Contact information

Function:				
To identify a person or a department to whom communication should be directed.				
		EDIFACT	GS1	* Description
3139	Contact function code	C an..3	R	
				IC = Information contact PM = Product management contact
C056	DEPARTMENT OR EMPLOYEE DETAILS	C	O	
3413	Department or employee name code	C an..17	O	
3412	Department or employee name	C an..35	O	

Segment Notes:				
This segment is used to identify contact departments or names within the party specified in the NAD segment.				
The use of Global Location Number GLN - Format n13 - is particularly suitable for this purpose.				
Example:				
CTA+IC+:W MILLS'				

5. Segments Layout

Segment number: 7

SG1	- M	99 - NAD-SG2		
SG2	- C	9 - CTA-COM		
COM	- C	9 - Communication contact		
Function:				
To identify a communication number of a department or a person to whom communication should be directed.				
	EDIFACT	GS1	*	Description
C076	COMMUNICATION CONTACT	M	M	
3148	Communication address identifier	Man..512	M	
3155	Communication address code qualifier	Man..3	M	EI = EDI EM = Electronic mail TE = Telephone AO = Uniform Resource Location (URL)
Segment Notes:				
This segment identifies the communications number and type of communications, for the person or department identified in the preceding CTA segment.				
Example:				
COM+004461879523:FX'				

5. Segments Layout

Segment number: 8

SG3		- C	9 - RFF-DTM		
RFF		- M	1 - Reference		
Function: To specify a reference.					
		EDIFACT	GS1	*	Description
C506	REFERENCE	M	M		
1153	Reference code qualifier	M an..3	M		CR = Customer reference number CT = Contract number ASV = Product data file number PIE = Product inquiry number (GS1 Temporary Code) PL = Price list number
1154	Reference identifier	C an..70	R		
1156	Document line identifier	C an..6	N		
4000	Reference version identifier	C an..35	N		
1060	Revision identifier	C an..6	N		
Segment Notes: This segment is used to provide reference numbers which will apply to the whole message. Example: RFF+CR:12332'					

5. Segments Layout

Segment number: 9

SG3	- C	9 - RFF-DTM			
DTM	- C	9 - Date/time/period			
Function:					
To specify date, and/or time, or period.					
	EDIFACT	GS1	*	Description	
C507	DATE/TIME/PERIOD	M	M		
2005	Date or time or period function code qualifier	M an..3	M	*	171 = Reference date/time
2380	Date or time or period value	C an..35	R		
2379	Date or time or period format code	C an..3	R		102 = CCYYMMDD 104 = MMWW-MMWW 203 = CCYYMMDDHHMM
Segment Notes:					
This segment is used to specify dates relating to the references given in the previous RFF segment.					
Example:					
DTM+171:20020202:102'					

5. Segments Layout

Segment number: 10

SG4 - M 9999 - LIN-SG5-SG6				
LIN - M 1 - Line item				
Function: To identify a line item and configuration.				
	EDIFACT	GS1	*	Description
1082 Line item identifier	C an..6	R		Application generated number of the item lines within the product inquiry.
1229 Action request/notification description code	C an..3	O	*	<p>1 = Added 2 = Deleted 3 = Changed 4 = No action</p> <p>In order to request master data from the pool; PROINQ messages are to be used, in which the type of selection (data) request, some execution parameters, and the selection criteria for the data are to be specified. Every selection request (PROINQ message) can contain several criteria records or criteria sets (= main LIN positions). In each one a combination of selection criteria can be transmitted. Example: 1. LIN pos.: all master data of GLN X, of the country profile NL and of product classification X. 2. LIN pos.: all master data of GLN Y of the product classification Y. 3. LIN pos.: all master data of GLN Z, of the country profile FI. For permanent or standing selections (subscriptions) individual criteria records could be changed or deleted later on. For this purpose the selection request would have to be sent again with a certain action request for change or update in the BGM (DE 1225) and a respective action request (for change, deletion or no action) in DE 1229 of the respective LIN (SG 4).</p>
C212 ITEM NUMBER IDENTIFICATION	C	D		This composite is used to identify the GTIN of a product where it is known. Where the GTIN is not known this composite is not used and the attributes of the product should be described using segment group 5.
7140 Item identifier	C an..35	R		Format n..14 GTIN
7143 Item type identification code	C an..3	R	*	SRV = GS1 Global Trade Item Number
1131 Code list identification code	C an..17	N		
3055 Code list responsible agency code	C an..3	N		
C829 SUB-LINE INFORMATION	C	N		
5495 Sub-line indicator code	C an..3			
1082 Line item identifier	C an..6			
1222 Configuration level number	C n..2	N		
7083 Configuration operation code	C an..3	N		
Segment Notes: This segment is used to specify the inquiry request line and if available, the identification of the product or service				

5. Segments Layout

Segment number: 10

for which the inquiry is being made.

If GTIN numbers are available, it is mandatory to use GTIN numbers within the LIN segment.

Example:

LIN+1++5412345000013:SRV'

This example identifies the GTIN 5412345000013 as the code for the product on which an enquiry is being made.

LIN+2'

This example details a case where no GTIN is known by the party making the inquiry. A line item number is generated to create a unique reference for future use.

5. Segments Layout

Segment number: 11

SG4	- M	9999 - LIN-SG5-SG6			
SG5	- C	999 - CCI-CAV-MEA			
CCI	- M	1 - Characteristic/class id			
Function:					
To identify and describe a specific characteristic and its relevance for subsequent business processes.					
		EDIFACT	GS1	*	Description
7059	Class type code	C an..3	O		11 = Product
C502	MEASUREMENT DETAILS	C	N		
6313	Measured attribute code	C an..3	O		
6321	Measurement significance code	C an..3			
6155	Non-discrete measurement name code	C an..17			
6154	Non-discrete measurement name	C an..70			
C240	PRODUCT CHARACTERISTIC	C	O		
7037	Characteristic description code	Man..17	M		This data element is used to identify the characteristics of a line item in user coded form. As no EDIFACT code list exists for this data element codes should be from the EANCOM code list or be allocated depending on the requirements of the user. Should it not be possible to provide a user code in this data element and a free form characteristic description is used in data element 7036, then it is recommended that the code value 'ZZZ' be put in data element 7037 (which is mandatory).
1131	Code list identification code	C an..17	O		
3055	Code list responsible agency code	C an..3	D		9 = GS1 60 = Assigned by national trade agency 91 = Assigned by supplier or supplier's agent 92 = Assigned by buyer or buyer's agent
7036	Characteristic description	C an..35	O		This data element is used to provide free form text characteristics for use where no coded values exist in data element 7037.
7036	Characteristic description	C an..35	O		
4051	Characteristic relevance code	C an..3	N		
Segment Notes:					
This segment is used to specify any characteristics which apply to all the products in the inquiry request.					
Example:					
CCI+11++ZZZ::91:FABRIC'					
This example indicates for the textile industry that the product characteristic being identified is for fabric. As no code value is available (code ZZZ is a dummy because DE 7037 is mandatory) the information is provided in free text form.					

5. Segments Layout

Segment number: 12

SG4	- M	9999 - LIN-SG5-SG6
SG5	- C	999 - CCI-CAV-MEA
CAV	- C	10 - Characteristic value

Function:
To provide the value of a characteristic.

		EDIFACT	GS1	*	Description
C889	CHARACTERISTIC VALUE	M	M		
7111	Characteristic value description code	C an..3	A		This data element is used to provide characteristic values. As no EDIFACT code list exists for this data element codes should be allocated depending on the requirements of the user.
1131	Code list identification code	C an..17	O		
3055	Code list responsible agency code	C an..3	D		9 = GS1 91 = Assigned by supplier or supplier's agent 92 = Assigned by buyer or buyer's agent
7110	Characteristic value description	C an..35	O		
7110	Characteristic value description	C an..35	O		

Segment Notes:
This segment is used to further specify product characteristics which apply to all the products in the line request.

Example:
CAV+E15::60'
This example indicates that the ingredient E15 is present in the product. The code E15 has been allocated by a national agency.

CAV+:::WOOL'
When using in combination with the example in the previous CCI indicates that the fabric is wool. As no code values exist within the industrie the free text description is used.

5. Segments Layout

Segment number: 13

SG4	- M	9999 - LIN-SG5-SG6			
SG5	- C	999 - CCI-CAV-MEA			
MEA	- C	10 - Measurements			
Function:					
To specify physical measurements, including dimension tolerances, weights and counts.					
		EDIFACT	GS1	*	Description
6311	Measurement purpose code qualifier	M an..3	M		PD = Physical dimensions (product ordered) SV = Specification value
C502	MEASUREMENT DETAILS	C	O		
6313	Measured attribute code	C an..3	A		AAA = Unit net weight DI = Diameter DP = Depth HT = Height dimension LN = Length dimension TH = Thickness
6321	Measurement significance code	C an..3	O		3 = Approximately 4 = Equal to
6155	Non-discrete measurement name code	C an..17	O		
6154	Non-discrete measurement name	C an..70	N		
C174	VALUE/RANGE	C	R		
6411	Measurement unit code	M an..3	M		CMT = centimetre FOT = foot GRM = gram MMT = millimetre MTR = metre P1 = percent YRD = yard SML = Square metre per litre (GS1 Temporary Code) D21 = square metre per kilogram E32 = Litre per hour L2 = litre per minute KMH = kilometre per hour NEW = newton C60 = ohm centimetre PAL = pascal DMQ = cubic decimetre 28 = kilogram per square metre KPA = kilopascal
6314	Measurement value	C an..18	O		
6162	Range minimum value	C n..18	O		
6152	Range maximum value	C n..18	O		
6432	Significant digits quantity	C n..2	N		
7383	Surface or layer code	C an..3	N		
Segment Notes:					
This segment is used to specify any measurements related to the currently identified product characteristic class.					
Example:					

5. Segments Layout

Segment number: 13

MEA+SV++P1:15'

When used in conjunction with example 3 in the CCI and CAV segments, this MEA segment indicates the measurements for the specification identified in the CCI and CAV segments. In this instance the ingredient E150 is 15% of the total ingredients for the product.

5. Segments Layout

Segment number: 14

SG4	- M	9999 - LIN-SG5-SG6
SG6	- C	9999 - IRQ-PIA-MEA-NAD-PGI-DTM-SG7
IRQ	- M	1 - Information required
Function:		
To indicate which information is requested in a responding message.		
	EDIFACT	GS1 * Description
C333 INFORMATION REQUEST	M	M
4511 Requested information description code	C an..3	R
		1E = Only PRICAT (GS1 Permanent Code) 2E = Only PRODAT (GS1 Permanent Code) 3E = Both PRICAT and PRODAT (GS1 Permanent Code)
1131 Code list identification code	C an..17	O
3055 Code list responsible agency code	C an..3	D
		9 = GS1 91 = Assigned by supplier or supplier's agent 92 = Assigned by buyer or buyer's agent
4510 Requested information description	C an..35	D
		This data element should only be used if no codes exist in data element 4511 to adequately describe the information which is required by the buyer. The use of this data element may inhibit the automatic data processing of the segment, if possible use data element 4511 to request the information.
Segment Notes:		
This segment is used to specify the type of information which is requested in return for all the products detailed in the LIN - segment or SG5.		
Example:		
IRQ+1E::9'		
Requests only price/sales catalogue information for the products detailed in the LIN segment or SG5. The response to this message is a PRICAT message.		
IRQ+3E::9'		
Requests both price/sales catalogue and product data information for the detailed product(s). Both PRICAT and PRODAT messages should be sent in response to this request.		

5. Segments Layout

Segment number: 15

SG4	- M	9999 - LIN-SG5-SG6			
SG6	- C	9999 - IRQ-PIA-MEA-NAD-PGI-DTM-SG7			
PIA	- C	10 - Additional product id			
Function:					
To specify additional or substitutional item identification codes.					
		EDIFACT	GS1	*	Description
4347	Product identifier code qualifier	M an..3	M	*	<div>1 = Additional identification</div> <div>2 = Identification for potential substitution</div> <div>4 = Substituted for</div> <div>5 = Product identification</div> <div>Product Id function qualifier has the following restricted coded functions: 1 = Additional Identification - To request additional identities for the product identified with an GTIN in the LIN segment, or for the product attributes specified in segment group 5. 2 = Identification for potential substitution - To request the message receiver to send identifications of any products which may be substituted for the original if the original is unavailable. 4 = Substituted for - To request the GTIN of a product which has been substituted for the product identified by the GTIN provided in the LIN segment. 5 = Product Identification - To request the primary product identification code when no GTIN has been provided in the LIN segment.</div>
C212	ITEM NUMBER IDENTIFICATION	M	M		
7140	Item identifier	C an..35	D		This data element is only used when the PIA segment is used to provide additional identifications. It should not be used when the segment is used to request additional product identifications.
7143	Item type identification code	C an..3	R		<div>AC = HIBC (Health Industry Bar Code)</div> <div>IB = ISBN (International Standard Book Number)</div> <div>IN = Buyer's item number</div> <div>PV = Promotional variant number</div> <div>SA = Supplier's article number</div> <div>SRV = GS1 Global Trade Item Number</div>
1131	Code list identification code	C an..17	O		
3055	Code list responsible agency code	C an..3	D		<div>9 = GS1</div> <div>91 = Assigned by supplier or supplier's agent</div> <div>92 = Assigned by buyer or buyer's agent</div>
C212	ITEM NUMBER IDENTIFICATION	C	O		
7140	Item identifier	C an..35	D		
7143	Item type identification code	C an..3	R		
1131	Code list identification code	C an..17	O		
3055	Code list responsible agency code	C an..3	D		

5. Segments Layout

C212	ITEM NUMBER IDENTIFICATION	C	O	
------	-------------------------------	---	---	--

5. Segments Layout

Segment number: 15

	EDIFACT	GS1	*	Description
7140 Item identifier	C an..35	D		
7143 Item type identification code	C an..3	R		
1131 Code list identification code	C an..17	O		
3055 Code list responsible agency code	C an..3	D		
C212 ITEM NUMBER IDENTIFICATION	C	O		
7140 Item identifier	C an..35	D		
7143 Item type identification code	C an..3	R		
1131 Code list identification code	C an..17	O		
3055 Code list responsible agency code	C an..3	D		
C212 ITEM NUMBER IDENTIFICATION	C	O		
7140 Item identifier	C an..35	D		
7143 Item type identification code	C an..3	R		
1131 Code list identification code	C an..17	O		
3055 Code list responsible agency code	C an..3	D		

Segment Notes:

This segment is used to request additional product identifications which may exist for the product being inquired upon.

Examples:

PIA+1+:IN'

This example is used to request the message receiver to send any buyer's item number which may exist for the current product.

PIA+2+:SRV'

This example requests information regarding any GTIN which can be used as substitutes should the original product be unavailable.

PIA+4+:SRV'

This example requests information on the GTIN which has replaced the GTIN specified in the LIN segment.

PIA+5+:SA'

This example requests information regarding any suppliers article number fulfilling the inquiry when on GTIN is available.

5. Segments Layout

Segment number: 16

SG4	- M	9999 - LIN-SG5-SG6		
SG6	- C	9999 - IRQ-PIA-MEA-NAD-PGI-DTM-SG7		
MEA	- C	10 - Measurements		
Function:				
To specify physical measurements, including dimension tolerances, weights and counts.				
	EDIFACT	GS1	*	Description
6311	Measurement purpose code qualifier	M an..3	M	PD = Physical dimensions (product ordered)
C502	MEASUREMENT DETAILS	C	O	
6313	Measured attribute code	C an..3	A	AAA = Unit net weight DI = Diameter DP = Depth HT = Height dimension LN = Length dimension TH = Thickness
6321	Measurement significance code	C an..3	O	3 = Approximately 4 = Equal to
6155	Non-discrete measurement name code	C an..17	O	
6154	Non-discrete measurement name	C an..70	N	
C174	VALUE/RANGE	C	O	
6411	Measurement unit code	M an..3	M	CMT = centimetre FOT = foot GRM = gram MMT = millimetre MTR = metre YRD = yard
6314	Measurement value	C an..18	O	
6162	Range minimum value	C n..18	O	
6152	Range maximum value	C n..18	O	
6432	Significant digits quantity	C n..2	O	
7383	Surface or layer code	C an..3	N	
Segment Notes:				
This segment is used to request measurement information relevant for the current line item.				
Example:				
MEA+PD+LN'				
Requests the length of the current line item.				

5. Segments Layout

Segment number: 17

SG4	- M	9999 - LIN-SG5-SG6			
SG6	- C	9999 - IRQ-PIA-MEA-NAD-PGI-DTM-SG7			
NAD	- C	10 - Name and address			
Function:					
To specify the name/address and their related function, either by C082 only and/or unstructured by C058 or structured by C080 thru 3207.					
		EDIFACT	GS1	*	Description
3035	Party function code qualifier	M an..3	M		DS = Distributor MF = Manufacturer of goods
C082	PARTY IDENTIFICATION DETAILS	C	O		
3039	Party identifier	Man..35	M		For identification of parties it is recommended to use GLN - Format n13.
1131	Code list identification code	C an..17	N		
3055	Code list responsible agency code	C an..3	R	*	9 = GS1
C058	NAME AND ADDRESS	C	O		This composite may only be used to fulfill the requirements of directive 2003/58/EC, article 4.
3124	Name and address description	Man..35	M		
3124	Name and address description	C an..35	O		
3124	Name and address description	C an..35	O		
3124	Name and address description	C an..35	O		
3124	Name and address description	C an..35	O		
C080	PARTY NAME	C	D		
3036	Party name	Man..35	M		Party Name in clear text.
3036	Party name	C an..35	O		
3036	Party name	C an..35	O		
3036	Party name	C an..35	O		
3036	Party name	C an..35	O		
3045	Party name format code	C an..3	O		
C059	STREET	C	D		
3042	Street and number or post office box identifier	Man..35	M		Building Name/Number and Street
3042	Street and number or post office box identifier	C an..35	O		Name and/or P.O. Box
3042	Street and number or post office box identifier	C an..35	O		
3042	Street and number or post office box identifier	C an..35	O		
3164	City name	C an..35	D		City/Town, clear text.
C819	COUNTRY SUB-ENTITY DETAILS	C	D		
3229	Country sub-entity name code	C an..9	O		
1131	Code list identification code	C an..17	O		
	Code list responsible agency				

5. Segments Layout

Segment number: 17

	EDIFACT	GS1	*	Description
3055 code	C an..3	O		
3228 Country sub-entity name	C an..70	O		County/State, clear text.
3251 Postal identification code	C an..17	D		Postal Code
3207 Country name code	C an..3	D		ISO 3166 two alpha code

Segment Notes:

This segment is used to request or provide information regarding any parties related to the current line item only, e.g., manufacturer, distributor.

Example:

NAD+MF+5422331123459::9'

This example provides the Global Location Numbers GLN - Format n13 - of the manufacturer of the product on which the enquiry is being made. In this instance the manufacturer identified would be the requested manufacturer of the product.

NAD+DS'

This example requests information regarding the distributor for a product.

Dependency Notes:

The following composites and data elements are only used when a coded name and address can not be used.

The affected composites and data elements are as follows:

C080 - C059 - 3164 - C819 - 3251 - 3207

5. Segments Layout

Segment number: 18

SG4	- M	9999 - LIN-SG5-SG6
SG6	- C	9999 - IRQ-PIA-MEA-NAD-PGI-DTM-SG7
PGI	- C	9 - Product group information

Function:

To indicate the group in which a product belongs.

		EDIFACT	GS1	*	Description
5379	Product group type code	M an..3	M		10 = Price group 11 = Product group
C288	PRODUCT GROUP	C	O		
5389	Product group name code	C an..25	O		
1131	Code list identification code	C an..17	O		BR = Brand (GS1 Temporary Code) CA = Category (GS1 Temporary Code) CO = Colour (GS1 Temporary Code) FL = Flavor (GS1 Temporary Code) ST = Style (GS1 Temporary Code) SZ = Size (GS1 Temporary Code)
3055	Code list responsible agency code	C an..3	D		9 = GS1 Code 9 must be used if DE 1131 contains an GS1 Code.
5388	Product group name	C an..35	O		This DE can be used to specify the actual code value for the code type indicated in DE 1131 and under the control of the organization specified in DE 3055.

Segment Notes:

This segment is used to request product or price group information for the current line item.

Example:

PGI+11'

Requests information on the product group for the current line item. mdill: retourniert

5. Segments Layout

Segment number: 19

SG4	- M	9999 - LIN-SG5-SG6
SG6	- C	9999 - IRQ-PIA-MEA-NAD-PGI-DTM-SG7
DTM	- C	5 - Date/time/period

Function:

To specify date, and/or time, or period.

		EDIFACT	GS1	*	Description
C507	DATE/TIME/PERIOD	M	M		
2005	Date or time or period function code qualifier	M an..3	M		44 = Availability 63 = Delivery date/time, latest 64 = Delivery date/time, earliest 169 = Lead time 362 = End availability date
2380	Date or time or period value	C an..35	D		
2379	Date or time or period format code	C an..3	D		102 = CCYYMMDD 203 = CCYYMMDDHHMM 715 = YYWW-YYWW 718 = CCYYMMDD-CCYYMMDD

Segment Notes:

This segment is used to request information on any dates relevant to the current line item.

Example:

DTM+44'

Requests information on the availability dates for the product.

Dependency Notes:

DE's 2380 and 2379: These data elements are only used when the sender of the message wishes to specifically express a date related to the current line item, e.g. a requested delivery date.

5. Segments Layout

Segment number: 20

SG4	- M	9999 - LIN-SG5-SG6
SG6	- C	9999 - IRQ-PIA-MEA-NAD-PGI-DTM-SG7
SG7	- C	10 - PRI-RNG
PRI	- M	1 - Price details

Function:
To specify price information.

	EDIFACT	GS1	*	Description
C509 PRICE INFORMATION	C	R		
5125 Price code qualifier	Man..3	M		AAA = Calculation net AAB = Calculation gross AAE = Information price, excluding allowances or charges, including taxes AAF = Information price, excluding allowances or charges and taxes Requests information on the calculation net price. AAA Request that the net price including all allowances and charges and excluding taxes be raised in the responding message. AAB Request that the gross price excluding all allowances, charges and taxes be raised in the responding message.
5118 Price amount	C n..15	O		
5375 Price type code	C an..3	O		CA = Catalogue CT = Contract
5387 Price specification code	C an..3	O		AP = Advice price CP = Current price ES = Estimated price LIU = List price (GS1 Temporary Code) MIN = Minimum order quantity price PRP = Promotional price SRP = Suggested retail price
5284 Unit price basis value	C n..9	D		
6411 Measurement unit code	C an..3	D		KGM = kilogram
5213 Sub-line item price change operation code	C an..3	N		

Segment Notes:
This segment is used to request pricing information for the current line item.

Example:
PRI+AAA'

Dependency Notes:
Data elements 5284 and 6411 are used when a product is a variable quantity product, e.g. price per 200 kilos, or when the unit of measure for purchasing, delivery, and invoicing are different for a product, e.g. sugar is not a variable quantity product but ordered and delivered in packs, and invoiced in kilos or tonnes.

5. Segments Layout

Segment number: 21

SG4	- M	9999 - LIN-SG5-SG6
SG6	- C	9999 - IRQ-PIA-MEA-NAD-PGI-DTM-SG7
SG7	- C	10 - PRI-RNG
RNG	- C	1 - Range details

Function:
To identify a range.

		EDIFACT	GS1	*	Description
6167	Range type code qualifier	M an..3	M		3 = Monetary range
C280	RANGE	C	R		
6411	Measurement unit code	M an..3	M		AMT = Amount (GS1 Temporary Code) KGM = kilogram H87 = Piece
6162	Range minimum value	C n..18	O		
6152	Range maximum value	C n..18	O		

Segment Notes:

This segment is used to specify price ranges for the current line item. The type of price for which the range is required is specified in the previous PRI segment. The message sender would use this segment to request only information for products which fall within the specified range.

Example:
RNG+3+AMT:1500:4000'
The message sender requests information on products which fall between the 1500 and 4000 EUR price range.

5. Segments Layout

Segment number: 22

UNT - M 1 - Message trailer				
Function: To end and check the completeness of a message.				
	EDIFACT	GS1	*	Description
0074	Number of segments in the message	M n..6	M	The total number of segments in the message is specified here.
0062	Message reference number	M an..14	M	The message reference numbered detailed here should equal the one specified in the UNH segment.
Segment Notes: This segment is a mandatory UN/EDIFACT segment. It must always be the last segment in the message. Example: UNT+29+ME000001'				

6. Examples

Example 1

The following is an example of a product inquiry message between a buyer identified by GLN 5412345123453 and a supplier identified by GLN 5411111123451. The message number is 214 and it was generated on the 15th of August 2002.

In the detail section the buyer requests the physical dimensions for five of the suppliers products for which he already has GTINs.

The likely response from a supplier to this request would be a Product Data message (PRODAT).

UNH+ME000001+PROINQ:D:01B:UN:EAN004'	Message header
BGM+251+214+9'	Product inquiry number 214
DTM+137:20020815:102'	Message date 15th of August 2002
NAD+BY+5412345123453::9'	Buyer identified by GLN 5412345123453
NAD+SU+5411111123451::9'	Supplier identified by GLN 5411111123451
LIN+1++5412345123453:SRV'	First product identified by GTIN 5412345123453
IRQ+2E::9'	Requests only PRODAT information in response
MEA+PD'	Requests the products physical dimensions
LIN+2++5410738251028:SRV'	Second product identified by GTIN 5410738251028
IRQ+2E::9'	Requests only PRODAT information in response
MEA+PD'	Requests the products physical dimensions
LIN+3++5410738377117:SRV'	Third product identified by GTIN 5410738377117
IRQ+2E::9'	Requests only PRODAT information in response
MEA+PD'	Requests the products physical dimensions
LIN+4++5410738377131:SRV'	Fourth product identified by GTIN 5410738377131
IRQ+2E::9'	Requests only PRODAT information in response
MEA+PD'	Requests the products physical dimensions
LIN+5++5412345111115:SRV'	Fifth product identified by GTIN 5412345111115
IRQ+2E::9'	Requests only PRODAT information in response
MEA+PD'	Requests the products physical dimensions
UNT+21+ME000001'	Total number of segments in the message equals 21

Example 2

The following is an example of a product inquiry message between a buyer identified by GLN 5071615111110 and a supplier identified by GLN 5098765111111. The message number is 264 and it was generated on the 27th of August 2002. The buyer requests that the price list currency be quoted in Euros.

The buyer requests several pieces of information in the message. Firstly, the availability of the product identified by GTIN 5412345123453. Secondly, all commercial information, i.e prices, allowances and charges, payment terms, etc., related to three products identified by GTINs 5410738377117, 5410738377131, and 5412345111115.

6. Examples

The third piece of information requested concerns a request for all information for products which have the following attributes, a blue denim shirt of the rancher style in sizes medium, large and extra large. The manufacturer of the product is identified by GLN 5422331123459 and the buyer only wants information on products with these attributes which have a list unit price of between 5 and 8 Euros per piece.

The likely response from a supplier to the first two requests would be a Price/Sales Catalogue message (PRICAT). The supplier would respond to the third request with both a Product Data message and a Price/Sales Catalogue message as stated in the IRQ segment (DE 4511).

UNH+ME000001+PROINQ:D:01B:UN:EAN004'	Message header
BGM+251+264+9'	Product inquiry number 264
DTM+137:20020827:102'	Message date 27th of August 2002
CUX+2:EUR:8'	Price list currency for the response message is Euros
NAD+BY+5071615111110::9'	Buyer identified by GLN 5071615111110
NAD+SU+5098765111111::9'	Supplier identified by GLN 5098765111111
LIN+1++5412345123453:SRV'	First product identified by GTIN 5412345123453
IRQ+1E::9'	Information requested is only PRICAT data
DTM+44'	Availability date for product requested
LIN+2++5410738377117:SRV'	Second product identified by GTIN 5410738377117
IRQ+1E::9'	Information requested is only PRICAT data
LIN+3++5410738377131:SRV'	Third product identified by GTIN 5410738377131
IRQ+1E::9'	Information requested is only PRICAT data
LIN+4++5412345111115:SRV'	Fourth product identified by GTIN 5412345111115
IRQ+1E::9'	Information requested is only PRICAT data
LIN+5'	Fifth product has no GTIN
CCI+11++CO::92:COLOUR'	Described by the characteristic colour
CAV+BL::92:BLUE'	Colour is blue
CCI+11++TX::92:TEXTILE'	Described by the characteristic textile
CAV+DN::92:DENIM'	Textile is denim
CCI+11++ST::92:STYLE'	Described by the characteristic style
CAV+RA::92:RANCHER'	Style is rancher
CCI+11++SZ::92:SIZE'	Described by the characteristic size
CAV+M::92:MEDIUM'	Size is medium
CAV+L::92:LARGE'	Size is large
CAV+XL::92:EXTRA LARGE'	Size is extra large
IRQ+3E::9'	Information requested is both PRICAT and PRODAT data
NAD+MF+5422331123459::9'	All products from the manufacturer identified by GLN

6. Examples

	5422331123459
PRI+AAF:::LIU'	Requests the list unit price of the article
RNG+3+PCE:5:8'	Within the range of 5 to 8 Euros
UNT+31+ME000001'	Total number of segments in the message equals 31

Note:

The EDI interchange will include the UNB..UNZ segments and, if applicable, the UNG..UNE segments. (See part 1 section 5.7)